

# OIDB ACTIVITIES AT A GLANCE

**2016-17**  
**(October - December)**



**तेल उद्योग विकास बोर्ड**

पेट्रोलियम एवं प्राकृतिक गैस मंत्रालय, भारत सरकार

**Oil Industry Development Board**

Ministry of Petroleum & Natural Gas, Government of India



## OIDB ACTIVITIES AT A GLANCE

**O**il Industry Development Board (OIDB) came into existence in 1975 after the enactment of Oil Industry (Development) Act 1974. The Board is mandated under the said Act to provide assistance by way of making grants or advancing loans, providing guarantees on loans and deferred payments of oil industrial concerns, underwriting or subscribing to the stock, shares, bonds and debentures of oil industrial concerns. The assistance is provided by the Board for undertaking the following activities:-

- a) Prospecting for an exploration of mineral oil within India (including the continental shelf thereof) or outside India;
- b) The establishment of facilities for production, handling, storage and transport of crude oil;
- c) Refining and marketing of petroleum and petroleum products;
- d) The manufacture and marketing of petrochemicals and fertilizers;
- e) Scientific, technological and economic research which could be, directly or indirectly, useful to oil industry;
- f) Experimental or pilot studies in any field of oil industry;
- g) Training of personnel, whether in India or outside, engaged or to be engaged in any field of oil industry and such other measures as may be prescribed.

In pursuance of its mandate, OIDB has been

providing assistance through Grants to the five regular grantee institutes namely Directorate General of Hydrocarbons (DGH), Oil Industry Safety Directorate (OISD), Centre for High Technology (CHT), Petroleum Conservation Research Association (PCRA) and Petroleum Planning and Analysis Cell (PPAC). To promote R&D in the oil sector, OIDB has also provided financial assistance from time to time to various projects of Indian Institute of Petroleum, Dehradun, National Geophysical Research Institute, Hyderabad, IIT Mumbai, Birla Institute of Technology, Ranchi, Central Institute of Plastic Engineering and Technology Chennai, Bharatidasan University, Tamilnadu, IOCL (R&D), NGHP projects and projects of Government of Rajasthan. The Board is also providing capital grant to Rajiv Gandhi Institute of Petroleum Technology (RGIT) to meet its capital expenditure on the projects being carried out at Sivasagar, Assam and Jaes, Rae Bareilly. Since 1975-76 to 2015-16, OIDB has disbursed accumulative grant of ₹2607.76 crore. During the FY-2016-17 (till 31.12.2016), ₹478.64 crore has also been released towards grants to these grantee institutes.

OIDB has been providing loan assistances to oil PSUs ever since its creation in 1974-75 and disbursed a cumulative loan of ₹40286.24 crore till the FY-2015-16. Gas Authority of India Ltd (GAIL) Indian Oil Corporation (IOC), Mangalore Refineries Petrochemicals Ltd (MRPL), Brahmaputra Crackers Polymers Limited (BCPL), Bharat Petroleum Corporation Ltd (BPCL), Chennai Petrochemicals Corporation Ltd. (CPCL) and



Hindustan Petroleum Corporation Ltd (HPCL) are the major beneficiaries of the loan disbursed by OIDB to oil PSUs.

The loan has been primarily utilized to fund gas and oil pipeline projects, setting up of new refineries and quality improvement of existing refineries, single point mooring projects and city gas distribution projects etc. During the FY-2016-17 (till 31.12.2016), loan of ₹589.12 crore has also been disbursed to Oil PSUs.

To ensure energy security, the Government of India had decided to set up 5.33 million metric tons (MMT) of strategic crude oil storages at three locations namely, Visakhapatnam, Mangalore and Padur (near Udupi). These strategic storages would be in addition to the existing storages of crude oil and petroleum products with the oil companies and would serve as a cushion in response to external supply disruptions. The construction of the strategic crude oil storage facilities is being managed by Indian Strategic Petroleum Reserves Limited (ISPRL), a Special Purpose Vehicle, which is a wholly owned subsidiary of Oil Industry Development Board (OIDB). As against the approved equity contribution of ₹3832.56 crore, OIDB has participated its equity contribution of ₹3456.61 crore till 31-03-2016 to ISPRL. During the FY-2016-17 (till 31.12.2016), equity of ₹96.19 crore has also been released to ISPRL. Besides, OIDB has also made an equity investment of ₹50.34 crore in M/s Biecco Lawrie Ltd. – a PSU under Ministry of Petroleum and Natural Gas.

Besides, OIDB has also contributed ₹40.00 crore towards Hydrogen Corpus Fund (HCF), which was created by Ministry of Petroleum and Natural Gas, Government of India to promote use of hydrogen as auto fuel. The total corpus of the fund is ₹100 crore, which is shared by OIDB and Oil PSUs in the ratio of 40:60. The approved eight projects under HCF have been completed at a cost of ₹27.00 crore. A total corpus of ₹136.72 crore (approx.) exists as on 31.12.2016 under HCF.

OIDB is instrumental in setting up of Hydrocarbon Sector Skill Council (HSSC) along with Petrofed. HSSC has the vision to meet diverse skill requirements of the Hydrocarbon Industry and enhancing employability and opportunities, locally and globally.

OIDB also administers OIDB Relief Trust, which was created by Ministry of Petroleum and Natural Gas on 9.7.2000. About ₹15.00 crore has been released from the Trust account since its creation in 2001-02 of which ₹1.00 crore released during the FY-2015-16 to Ministry of Human Resource for funding girls toilets. The fund from the Trust account has been primarily used for reimbursement of cost of diesel used in transportation of drinking water to the drought affected areas and for undertaking other welfare activities. Contributions have also been made to PM National Relief Fund and to Chief Minister Relief Fund, Uttarakhand.



## BASIC PETROLEUM STATISTICS

S. No.	Particulars	Unit/BASE	2013-14	2014-15	2015-16 (P)
1	CRUDE OIL PRODUCTION IN INDIA	MMT	37.8	37.5	36.9
2	PRODUCTION OF PETROLEUM PRODUCT IN INDIA	MMT	220.3	220.7	230.7
3	CONSUMPTION OF PETROLEUM PRODUCTS IN INDIA	MMT	158.4	165.5	183.5
4	NATURAL GAS (Gross Production)	MMSCM	35407	33657	32249
5	NATURAL GAS (Net Production excluding gas flare)	MMSCM	34574	32693	31138
6.	AVERAGE CRUDE OIL PRICES	USD/BBL	105.52	84.16	46.17
7	IMPORTS & EXPORTS :				
	CRUDE OIL (IMPORTS)	\$ Billion	143.0	112.7	64.4
	PETROLEUM PRODUCTS- (IMPORTS)	\$ Billion	12.2	12.2	10.0
	PETROLEUM IMPORTS (CRUDE +POL PRODUCTS)	\$ Billion	155.2	124.9	74.4
	PETROLEUM PRODUCT EXPORTS	\$ Billion	60.7	47.3	27.1
8	GROSS PETROLEUM IMPORTS AS % OF INDIA'S GROSS IMPORTS IN VALUE TERMS	%	34.5	27.9	19.4
9	GROSS PETROLEUM EXPORTS AS % OF INDIA'S GROSS EXPORTS IN VALUE TERMS	%	19.3	15.2	10.5
10	IMPORT DEPENDENCY (Based on consumption)	%	77.6	78.5	80.8
11	ANNUAL GROWTH OF FDI EQUITY INFLOWS IN PETROLEUM AND NATURAL GAS	USD	112.23	1079.02	103.02

Sources: Ministry of Petroleum & Natural Gas and PPAC.

# OIDB CORPUS W.E.F. 1974-75 TO 2016-17 (TILL 31.12.2016)

₹ in crore

Year	Collection of cess on crude oil by Govt.	Payment made to OIBD by Govt.	Loan disbursed by OIBD	Grant disbursed by OIBD	Accretion to OIBD Fund
1974-75	30.82	16.01	16.00	-	-
1975-76	50.05	62.27	61.63	0.20	2.03
1976-77	52.88	48.19	51.69	0.25	5.32
1977-78	63.72	50.10	54.67	0.20	8.59
1978-79	68.89	20.00	26.11	1.20	9.76
1979-80	69.70	140.00	165.56	0.22	16.75
1980-81	60.40	25.01	91.51	1.04	34.78
1981-82	138.97	142.92	187.90	1.59	41.03
1982-83	268.83	100.00	235.44	0.46	59.30
1983-84	812.80	-	124.87	1.01	47.00
1984-85	850.12	-	233.20	4.89	82.41
1985-86	897.66	-	70.97	7.36	97.55
1986-87	981.50	-	165.04	9.52	103.54
1987-88	1806.60	-	242.01	5.42	108.48
1988-89	2013.64	63.09	260.39	11.37	121.55
1989-90	2914.57	50.00	241.09	8.64	129.31
1990-91	2785.15	89.81	294.94	6.52	259.03
1991-92	2500.64	95.00	1029.83	9.71	287.32
1992-93	2207.61	-	706.20	11.29	267.30
1993-94	2175.46	-	915.82	12.22	396.51
1994-95	2566.16	-	276.27	26.15	319.49
1995-96	2819.52	-	822.38	27.29	395.50
1996-97	2558.03	-	1428.21	44.24	494.98
1997-98	2528.74	-	1513.65	37.80	510.55
1998-99	2448.18	-	1107.15	51.24	544.82
1999-00	2589.44	-	980.32	45.41	615.52
2000-01	2582.21	-	1144.83	57.15	565.01
2001-02	2722.79	-	1504.25	96.51	613.85
2002-03	4873.17	-	1790.50	123.07	355.61
2003-04	4919.49	-	520.00	77.21	247.36
2004-05	5033.97	-	2211.83	75.18	251.17
2005-06	4857.58	-	760.00	89.51	348.61
2006-07	6875.53	-	1827.90	211.45	509.17
2007-08	6854.00	-	1982.10	105.80	349.61
2008-09	6680.94	-	3043.00	135.94	367.68
2009-10	6637.13	-	2779.00	151.59	347.21
2010-11	7671.44	-	1388.41	128.77	329.83
2011-12	8065.46	-	1862.59	140.32	323.36
2012-13	14473.16	-	2307.00	152.46	267.36
2013-14	14542.38	-	2487.65	151.68	252.85
2014-15	14677.24	-	1459.85	310.64	231.40
2015-16	14468.94	-	1914.48	275.24	242.13
2016-17 (Till 31.12.2016)	6154.41*	-	589.12	478.64	N/A
<b>Total</b>	<b>168349.92</b>	<b>902.40</b>	<b>40875.36</b>	<b>3086.40</b>	<b>10560.66</b>



## OIDB BUDGET AT A GLANCE

₹ in crore

Sl. No.	Heads	F.Y. - 2015-16			F.Y. - 2016-17	
		BE	RE	Actual	BE	Actual (till 30.09.2016)
1	<b>Grant to Regular Grantee Institutes</b>					
i).	DGH	257.99	134.15	121.52	203.48	95.28
ii).	PCRA	71.07	47.13	41.13	74.00	14.91
iii).	CHT	31.02	20.14	19.59	28.25	7.45
iv).	PPAC	19.04	19.63	17.76	21.63	14.40
v).	OISD	15.55	16.18	15.05	17.67	8.73
2	<b>Grants to R&amp;D activities</b>	201.98	358.65	39.55	39.91	337.87
3	<b>Grants to other institutes</b>	33.69	27.64	20.64	82.64	0.00
4	<b>Total Grants (Sl.1 to Sl. 3) (A)</b>	630.34	623.52	275.24	467.58	478.64
5	<b>Loan</b>	1517.51	1914.76	1914.48	1844.00	589.12
6	<b>Equity in ISPRL</b>	<b>236.00</b>	<b>378.00</b>	<b>241.03</b>	<b>250.00</b>	<b>96.19</b>
7	O&M Exp. at Visakhapatnam (Reimbursable by ISRPL)	0.00	16.00	1.88	0.00	0.00
8	<b>Total (B)</b>	<b>1753.51</b>	<b>2308.76</b>	<b>2157.39</b>	<b>2094.00</b>	<b>685.31</b>
9	<b>Admn. &amp; other Exp.</b>					
i).	Royalty to State Governments	56.00	83.00	82.29	0.00	0.00
ii).	Capital Expenditure	34.4	2.51	1.20	31.90	0.60
iii).	MM Cell & contract Expenses	5.00	5.20	5.18	5.50	3.14
iv).	Expenses on OIBD employees terminal benefit (Pension & Gratuity)	1.00	2.00	0.19	2.00	0.00
v).	Maintenance and operation of OIBD's office building facilities at NOIDA	8.84	7.35	6.02	8.23	5.48
vi).	Revenue and Admn. Exp.	4.89	4.21	3.08	5.23	2.63
10	<b>Total (C)</b>	<b>110.13</b>	<b>104.27</b>	<b>97.96</b>	<b>52.86</b>	<b>11.85</b>
11	<b>Grand Total (A+B+C)</b>	<b>2493.98</b>	<b>3036.55</b>	<b>2530.39</b>	<b>2614.44</b>	<b>1175.80</b>

## COMPOSITION OF OIBD FUND (TILL 31.12.2016)

Sl. No.	Particulars	Amount (₹ in Crore)
1.	Outstanding loan with Oil PSUs as on 31.12.2016	5703.41
2.	Equity contribution in ISPRL till 31.12.2016	3552.80
3.	Equity contribution in BLL	50.34
4.	Fund available in shape of FDRs etc. in OIBD's Bank Accounts as on 31.12.2016	1603.91
5.	<b>Total Fund</b>	<b>10910.46</b>



**GRANTS BUDGETED AND RELEASED**  
**(DURING FY-2013-14 TO 2015-16)**

₹ in crore

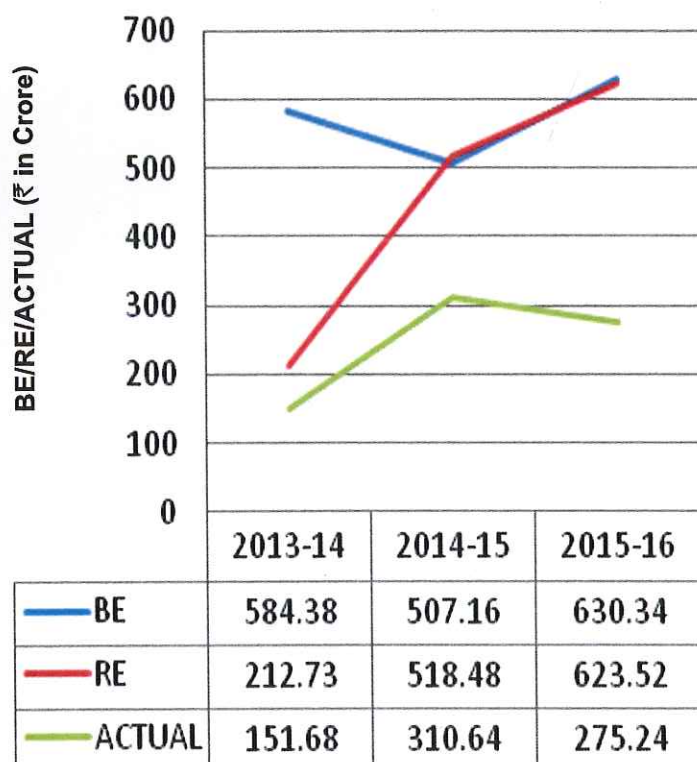
Name of the Grantee Institutes	2013-14			2014-15			2015-16		
	BE	RE	Actual	BE	RE	Actual	BE	RE	Actual
	₹ in Crore								
DGH	110.88	61.25	39.62	124.00	155.76	137.95	257.99	134.15	121.52
PCRA	58.31	58.31	41.54	44.71	44.71	40.86	71.07	47.13	41.13
CHT	17.57	22.2	18.45	15.62	22.25	10.39	31.02	20.14	19.59
PPAC	15.59	15.32	14.36	18.63	22.69	16.25	10.04	19.63	17.76
OISD	16.7	14.07	13.74	16.00	14.84	14.82	15.55	16.18	15.05
<b>Total (A)</b>	<b>219.05</b>	<b>171.15</b>	<b>127.71</b>	<b>218.96</b>	<b>260.25</b>	<b>220.27</b>	<b>394.67</b>	<b>237.23</b>	<b>215.05</b>
<b>Research &amp; Development</b>									
NGRI, Hyderabad	0.27	0.00	0.00	0.27	0.07	0.00	0.00	0.10	0.00
Coal Bed Methane, Govt. of Rajasthan	2.22	0.5	0.00	4.30	0.83	0.83	0.00	0.00	0.00
Birla Institute of Technology Ranchi	0.39	0.00	0.00	0.39	0.00	0.00	0.00	0.00	0.00
IIT, Mumbai	0.00	0.06	0.06	0.18	0.00	0.00	0.00	0.00	0.00
IIP Dehradun	1.61	0.00	0.00	0.00	0.90	0.00	0.00	0.00	0.00
CIPET, Guindy, Chennai	0.10	0.00	0.00	0.10	0.00	0.00	0.00	0.00	0.00
IOCL, R&D Centre	0.09	0.00	0.00	0.09	0.00	0.00	0.00	0.00	0.00
National Gas Hydrate Programme	300.00	1.49	0.23	162.96	152.00	0.31	158.48	309.23	1.05
Demonstration IND Adept Technology, Guwahati Refinery	13.37	2.53	0.00	17.00	9.09	3.70	43.50	49.32	38.50
<b>Total (B)</b>	<b>318.05</b>	<b>4.58</b>	<b>0.29</b>	<b>185.29</b>	<b>162.89</b>	<b>4.84</b>	<b>201.98</b>	<b>358.65</b>	<b>39.55</b>
<b>Other Grants</b>									
Sectoral Innovation Council for P&NG Sector	1.00	0.00	0.00	1.00	0.00	0.00	0.00	0.00	0.00
RGIPT Rai-Bareilly	40.00	37.00	23.68	98.63	92.47	85.53	13.69	20.64	20.64
RGIPT Assam centre		0.00	0.00	0.00	0.00	0.00	20.00	7.00	0.00
Distribution of Smart Card for PDS/Kerosene and Domestic LPG by OMC's	3.28	0.00	0.00	3.28	2.32	0.00	0.00	0.00	0.00
DFR/PFR for Strategic Storage of Crude Oil	3.00	0.00	0.00	0.00	0.55	0.00	0.00	0.00	0.00
<b>Total (C)</b>	<b>47.28</b>	<b>37.00</b>	<b>23.68</b>	<b>102.91</b>	<b>95.34</b>	<b>85.53</b>	<b>33.69</b>	<b>27.64</b>	<b>20.64</b>
<b>Grand Total (A+B+C)</b>	<b>584.38</b>	<b>212.73</b>	<b>151.68</b>	<b>507.16</b>	<b>518.48</b>	<b>310.64</b>	<b>630.34</b>	<b>623.52</b>	<b>275.24</b>



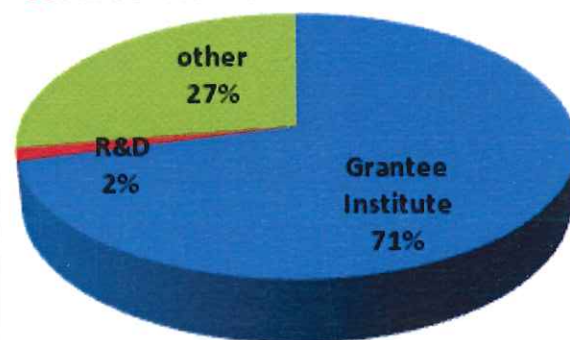
# GRANTS RELEASED (DURING FY-2016-17 – TILL 31.12.2016)

₹ in crore

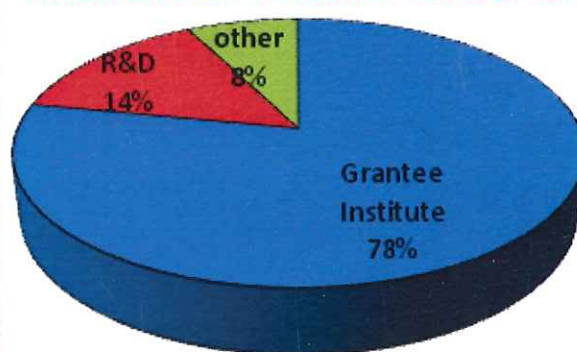
F.Y. - 2016-17	DGH	CHT	OISD	PCRA	PPAC	R&D	Others	Total
Budget Provision	BE	BE	BE	BE	BE	BE	BE	BE
	203.48	28.25	17.67	74.00	21.63	39.91	82.64	467.58
April	4.13	0.00	0.00	0.00	2.54	0.00	0.00	6.67
May	19.45	0.84	1.24	0.00	1.10	0.00	0.00	22.63
June	6.99	0.79	1.41	8.21	1.54	0.00	0.00	18.94
<b>Total Q-1 (A)</b>	<b>30.57</b>	<b>1.63</b>	<b>2.65</b>	<b>8.21</b>	<b>5.18</b>	<b>0.00</b>	<b>0.00</b>	<b>48.24</b>
Utilization-Q1 (in % of BE)-	15.02%	5.77%	15.00%	11.09%	23.95%	0%	0%	10.32%
July	3.71	0.90	2.54	0.00	1.25	16.89	0.00	25.29
August	24.00	0.98	0.00	0.00	1.32	0.00	0.00	26.30
September	10.00	1.10	3.54	0.00	1.96	0.00	0.00	16.60
<b>Total Q-2 (B)</b>	<b>37.71</b>	<b>2.98</b>	<b>6.08</b>	<b>0.00</b>	<b>4.53</b>	<b>16.89</b>	<b>0.00</b>	<b>68.19</b>
Utilization-Q2 (in % of BE)-	18.53%	10.55%	34.40%	0%	20.95%	42.32%	0%	14.58%
<b>Total Grant (H1)</b>	<b>68.28</b>	<b>4.61</b>	<b>8.73</b>	<b>8.21</b>	<b>9.71</b>	<b>16.89</b>	<b>0.00</b>	<b>116.43</b>
Utilization-H1 (in % of BE)	33.55%	16.32%	49.40%	11.09%	44.90%	42.32%	0%	24.90%
October	2.90	0.00	0.00	6.70	1.73	0.00	0.00	11.33
November	19.35	1.94	0.00	0.00	1.72	0.00	0.00	23.01
December	4.75	0.90	0.00	0.00	1.24	0.00	0.00	6.89
<b>Total – Q3</b>	<b>27.00</b>	<b>2.84</b>	<b>0.00</b>	<b>6.70</b>	<b>4.69</b>	<b>0.00</b>	<b>0.00</b>	<b>41.23</b>
Utilization-Q3 (in % of BE)	13.27%	10.05%	0%	9.05%	21.68%	0%	0%	8.82%
<b>Total Grant (H1+Q3)</b>	<b>95.28</b>	<b>7.45</b>	<b>8.73</b>	<b>14.91</b>	<b>14.40</b>	<b>16.89</b>	<b>0.00</b>	<b>157.66</b>
Utilization-(H1+Q3) (in % of BE)	46.82%	26.37%	49.40%	20.14%	66.58%	42.32%	0%	33.72%



## COMPOSITION OF GRANT F.Y. 2014-15



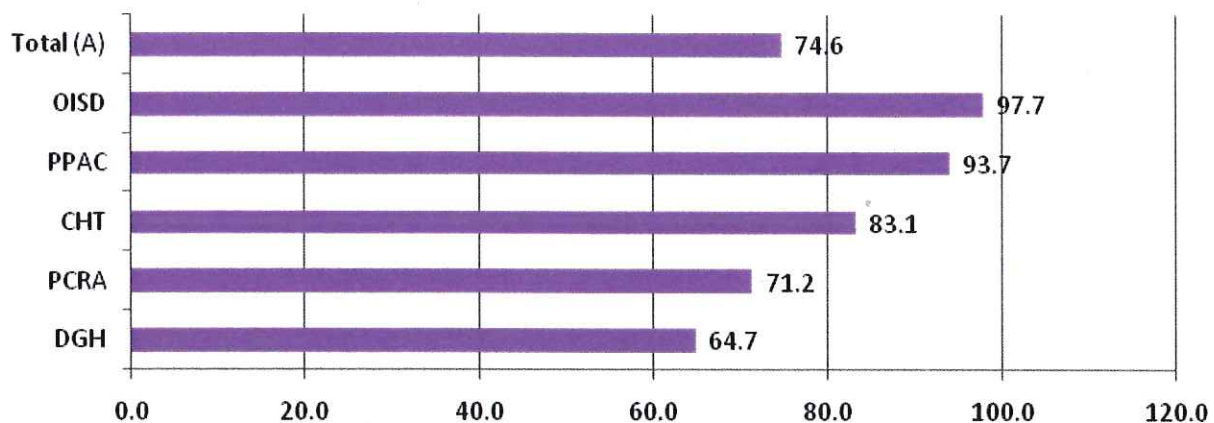
## COMPOSITION OF GRANT F.Y. 2015-16



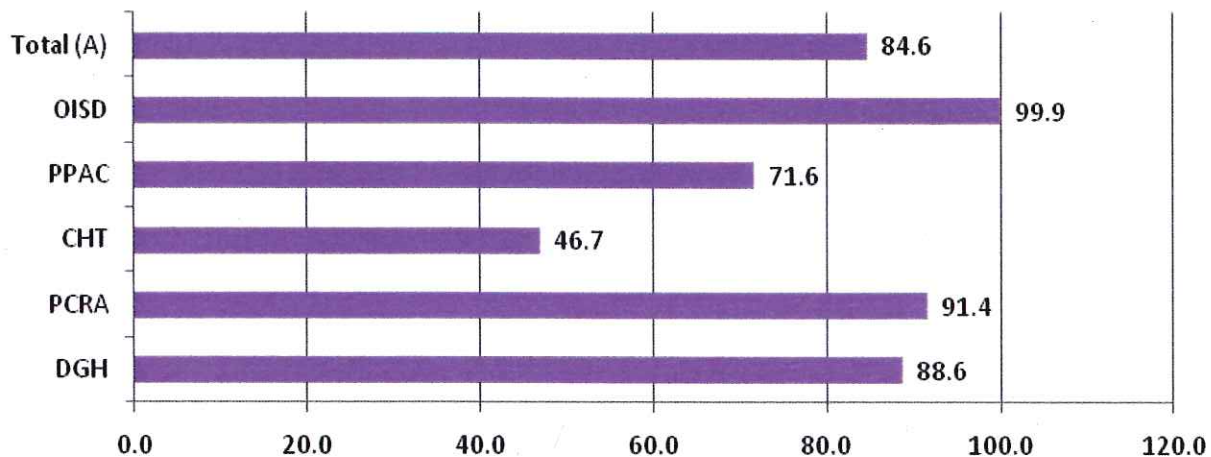


## ACTUAL UTILISATION OF GRANTS VIS-À-VIS BUDGET (RE)

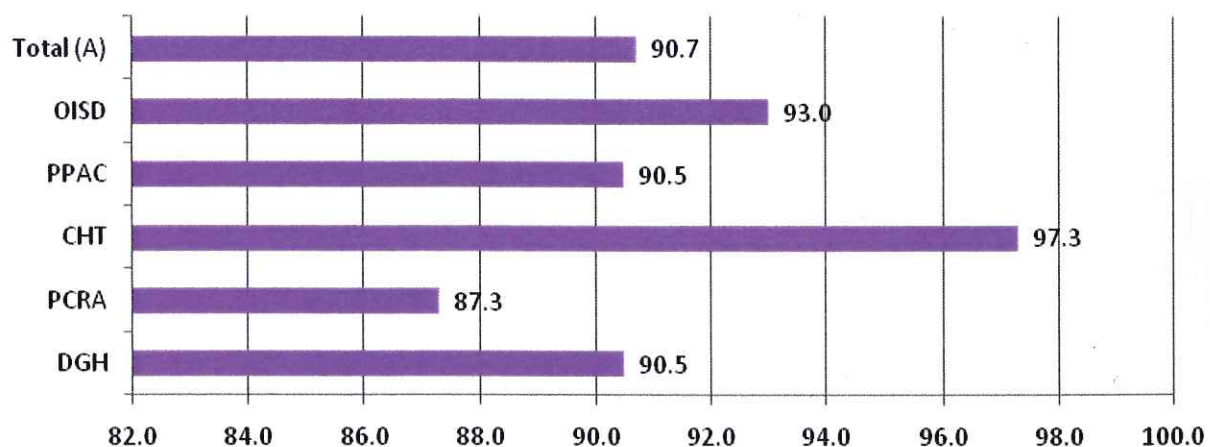
### Utilization of Grant vis-a-vis RE (%) -2013-14



### Utilization of Grant vis-a-vis RE (%) -2014-15



### Utilization of Grant vis-a-vis RE (%) -2015-16





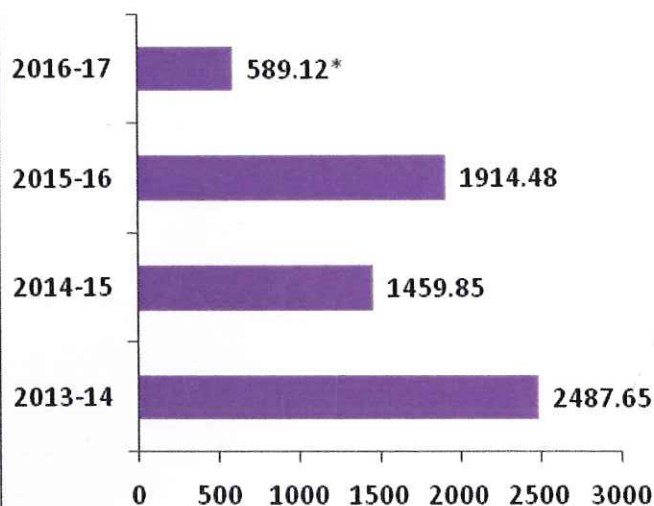
# **LOAN DISBURSED BY OIDB DURING THE F.Y.-2013-14 TO 2016-17** **(TILL 31.12.2016) Rs. in crore**

₹ in crore

Name of the Oil PSUs	Financial Year				
	2013-14	2014-15	2015-16	2016-17	Total
GAIL	975.00	0.00	0.00	0.00	975.00
IOCL	572.00	420.00	711.25	0.00	1703.25
HPCL	138.00	120.00	124.75	0.00	382.75
BPCL	0.00	907.50	744.25	346.00	1997.75
BCPL	435.00	0.00	298.00	243.12	976.12
GAILGAS	25.65	12.35	24.23	0.00	62.23
MRPL	300.00	0.00	0.00	0.00	300.00
OTH.*	42.00	0.00	12.00	420.98**	474.98
<b>Total</b>	<b>2487.65</b>	<b>1459.85</b>	<b>1914.48</b>	<b>1010.10</b>	<b>6872.08</b>

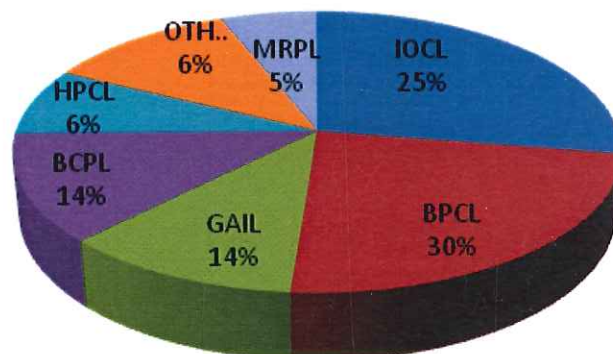
\*NRL & BLL. \*\* As per the Govt. direction, OIDB released its share of Rs. 320.98 crore towards NGHP -2, ONGC and amount of Rs. 100.00 crore towards procurement of furniture & lab equipments to RGIPT on reimbursement basis out of the budget earmarked for loans to Oil PSUs during FY-2016-17 (BE).

**LOAN DISBURSED BY OIDB (₹ in crore)**  
**(FY-2013-14 to 2016-17)**

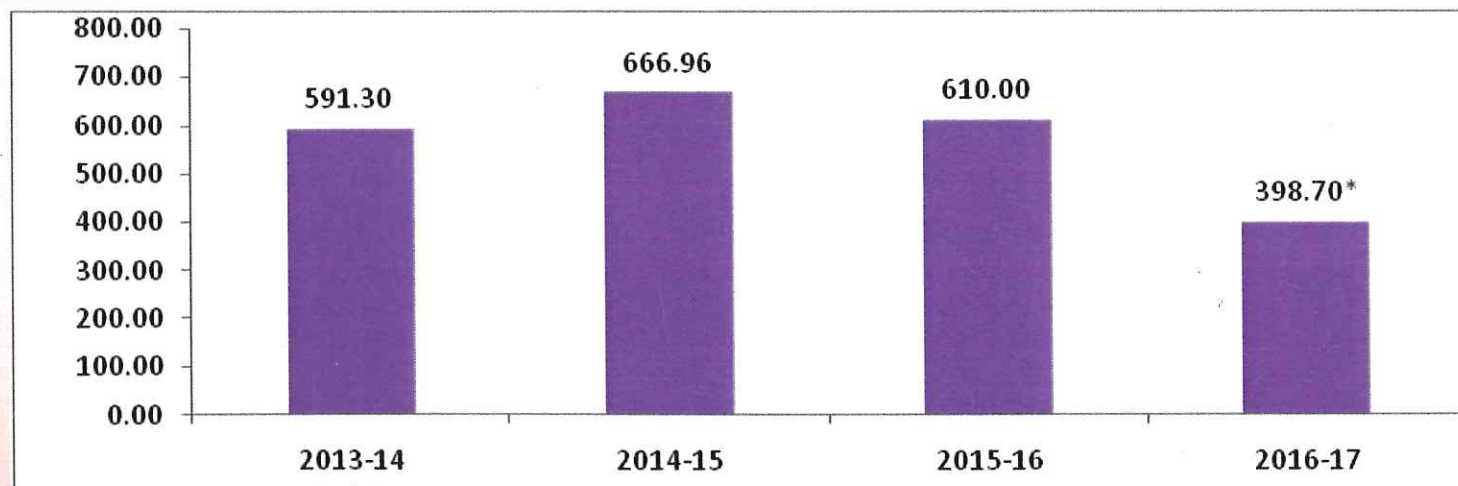


\*till 31.12.2016

**BANEFICIARIES OF OIDB LOAN DISBURSED (in %)**  
**(FY-2013-14 to 2016-17 till 31.12.2016)**



₹ in crore





**LIST OF PROJECTS FINANCED THROUGH OIDB LOAN**  
**(DURING FY- 2013-14 to 2016-17)**

Name of Organization	Name of Projects
<b>GAIL (India) Limited</b>	1. Dhabol-Bangalore Pipeline. 2. Petrochemical complex-II Project Vijaypur&Pata. 3. Kochi-Kanjirkkod-Bangalore-Mangalore Pipeline.
<b>IOCL</b>	4. Paradip Refinery, Abhayachandrapur project. 5. Revamp of Fluidized Catalytic Cracking Unit (FCCU), Mathura Refinery. 6. Paradip Refinery Project. 7. Paradip Raipur Ranchi Product Pipeline. 8. Debottlenecking of SMPL. 9. ParadipHaldia Durgapur LPG Pipeline.
<b>HPCL</b>	10. LPG Pipeline from BPCL Uran to Chakan (Pune). 11. Rewari Mathura Kanpur Pipeline. 12. Awa Salawas Pipeline. 13. Mangalore Bangalore LPG Pipeline. 14. LPG Pipeline from Uran to Chakan. 15. Rewari Kanpur Product pipeline.
<b>BPCL</b>	16. Integrated Refinery Expansion Project Kochi, 17. CDU/VDU Project Mumbai, 18. Kota Jobner Pipeline.
<b>NRL</b>	19. Wax Project.
<b>BCPL</b>	20. Brahmaputra Cracker and Polymer Project (Assam Gas Cracker Project),
<b>MRPL</b>	21. Phase-III Refinery Project.
<b>GAIL Gas Limited</b>	22. City gas distribution project in 4 cities Dewas, Kota, Meerut and Sonipat. 23. City gas distribution project in the Geographical area of Taj Trapezium Zone.

**EQUITY INVESTMENT**

(Amount in ₹)

<b>(A) EQUITY IN ISPRL</b>	
<b>Equity Approved by Govt.</b>	3832,56,00,000
<b>Financial Year</b>	<b>Equity Released</b>
<b>2005-06</b>	4,33,00,000*
<b>2006-07</b>	32,53,28,453
<b>2007-08</b>	63,26,16,099
<b>2008-09</b>	193,29,90,214
<b>2009-10</b>	226,21,99,208
<b>2010-11</b>	442,35,41,829
<b>2011-12</b>	570,12,04,367
<b>2012-13</b>	811,54,79,687
<b>2013-14</b>	548,00,29,375
<b>2014-15</b>	323,91,43,775
<b>2015-16</b>	241,03,00,000
<b>2016-17 (till 31-12-2016)</b>	96,19,00,000
<b>Total</b>	<b>3552,80,33007</b>
<b>(B) EQUITY IN BIECCO LAWRIE LTD.</b>	
<b>1994-95</b>	17,58,00,000
<b>2011-12</b>	32,75,85,000
<b>Total</b>	<b>50,33,85,000</b>
<b>GRAND TOTAL (A+B)</b>	<b>3603,14,18,007</b>

\*Rs. 1.00 crore contributed by IOCL.



## Celebration of the Communal Harmony Week and Constitution Day from 19th to 26 November, 2016



National Integration Day on 19th November, 2016



Welfare of Minorities day on 20th November, 2016



Linguistic Harmony Day on 21st November, 2016




Weaker sections Day on 22nd November, 2016



Culture Unity Day on 23rd November, 2016



Woman's Day on 24th November, 2016



Constitution Day on 25th November, 2016



Conservation Day on 25th November, 2016

**तेल उद्योग विकास बोर्ड**  
पेट्रोलिएम एवं प्राकृतिक गैस मंत्रालय, भारत सरकार



**Oil Industry Development Board**  
Ministry of Petroleum & Natural Gas, Government of India

Registered Office : 301, World Trade Centre, 3rd Floor, Babar Road, New Delhi-110001  
Corporate Office : OIDB, Bhawan, "C" Block, Plot No. 2, Sector-73, Noida-201301 (U.P.)  
Visit Oil Industry Development Board website "<http://oidb.gov.in>"